

Holistic Development Service Centre (SAMAGRA)
Income & Expenditure Statement
For the period from 1 Shrawan 2071 to 31 Asadh 702 (17 July 2014 to 16 July 2015)


Particulars	Sch	Amount in NPR	
		Current Year	Previous Year
Income			
Program Grant Received		-	-
Basket Fund Income	8	23,061,902.83	13,815,599.95
Other Income		-	-
Total Income (A)		23,061,902.83	13,815,599.95
Expenditure			
Depreciation (General Fixed Assets)	5	19,790.82	41,248.76
Disposal (General Fixed Assets)	5	-	33,092.50
Basket Fund Activities	8	23,061,902.83	13,815,599.95
Total Expenditure (B)		23,081,693.65	13,889,941.21
Excess of Income over Expenditure (A-B)		(19,790.82)	(74,341.26)
Appropriation Account			
		-	-
Surplus Balance Transferred to B/S		(19,790.82)	(74,341.26)


Notes to Financial Statements


9


Schedules referred above form integral part of Financial Statements

As per our report of
even date

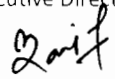

Chameli Pradhan
Vice- Chairperson



Durga Datta Ghimire
Chairperson


CA Prabin D. Joshi
Prabin Joshi & Co.
Chartered Accountants

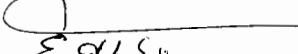

Dor Nath Neupane
Executive Director


Babu Kaji Adhikary
General Secretary


Bhubneshwar Singh
Finance Manager


Rupa Bishwakarma
Treasurer

Executive Committee Members:


E.C. 150

